


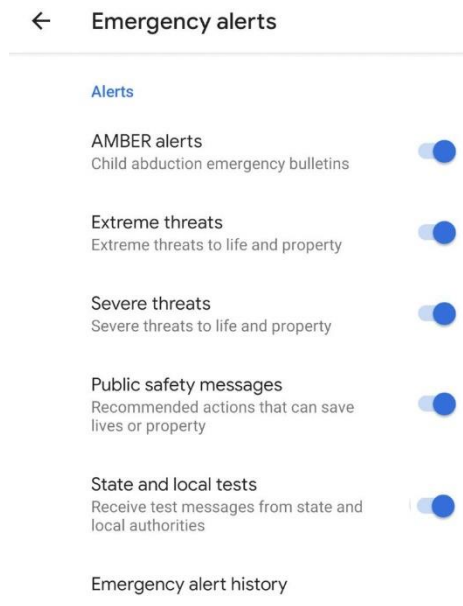


Enabling Emergency & Test Alerts on your Wireless Device




Android

1. Go to Settings 
2. Select Notifications
3. Select Advanced Settings
4. Select Wireless Emergency Alerts
5. Make sure the following are toggled ON
 - Allow Alerts
 - National Alerts
 - Extreme Threats
 - Severe Threats
 - Public Safety Messages
 - State and Local Tests



iPhone

1. Go to Settings 
2. Select Notifications
3. Scroll to the bottom
4. Under Gov't Alerts, make sure the following are toggled ON:
 - Emergency Alerts
 - Public Safety Alerts
 - Test Alerts

